






Maths (Pictogram)

Grade3

Name _____

The chart shows the number of apples that 5 children have.

Paul	
Jane	
Sam	
Tom	
Liza	

1. Liza has _____ apples.
2. _____ has the **smallest** number of apples.
3. _____ and _____ have the **same** number of apples.
4. _____ has the **greatest** number of apples.
5. There are _____ apples in all.